


Navigating Complete Streets With Neurodivergence

**Prepared by the
NJ Bicycle and Pedestrian Resource Center
for the NJ Department of Transportation**

2023 Complete Streets Summit

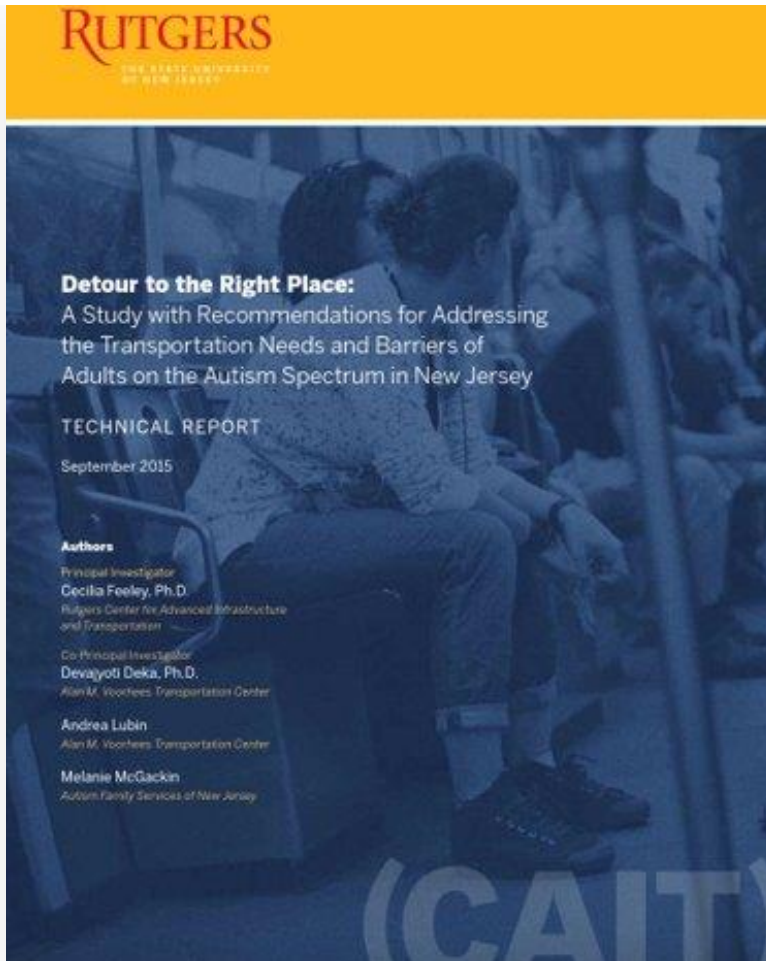


RUTGERS

Edward J. Bloustein School
of Planning and Public Policy

Bill S147

Session 2022 - 2023



January 2023: New Jersey Complete Streets legislation addressing ASD & IDD adopted



Legislation inspired from Task Force findings & Rutgers Report: Detour to the Right Place



How Did We Get Here?

Americans with Disabilities Act of 1990:

- Prohibits the discrimination of people with disabilities
- Requires the provision of reasonable accommodations and accessibility throughout the built environment



RUTGERS

Edward J. Bloustein School
of Planning and Public Policy

Photo by Tom Olin

Complete Streets Policy that Considers Autism and Intellectual Disabilities



Implement Complete Streets Policy



Develop Universal Design Concepts



Encourage Local Policy Adoption with ASD/IDD



Understanding Neurodivergence




What is autism?

Autism Spectrum Disorder affects how people:



Learn



Communicate

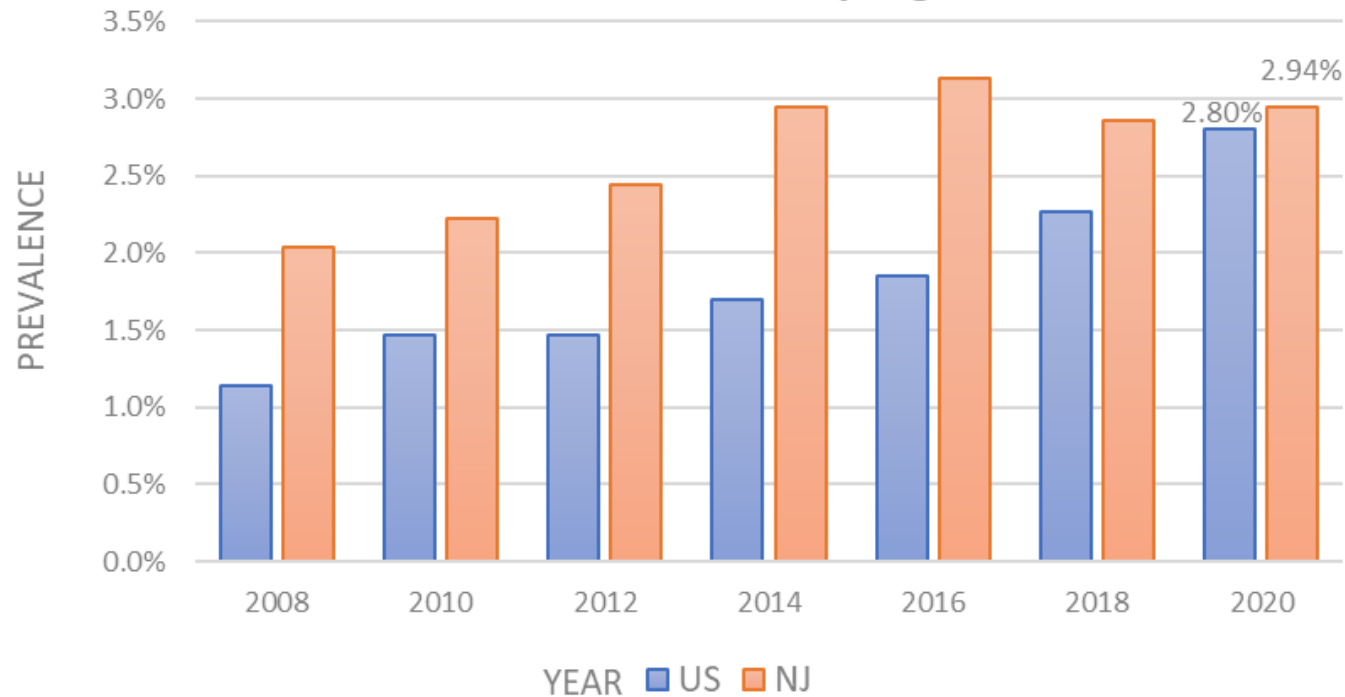


Process Sensory Information



Autism Prevalence Rates in 8-Year-Old Children

Source: autismnj.org



autismnj.org



ASD rates in NJ are higher than the national average and rising.



Reasons include greater diagnostic processes.



Intellectual & Developmental Disabilities (IDDs)

IDDs affect:



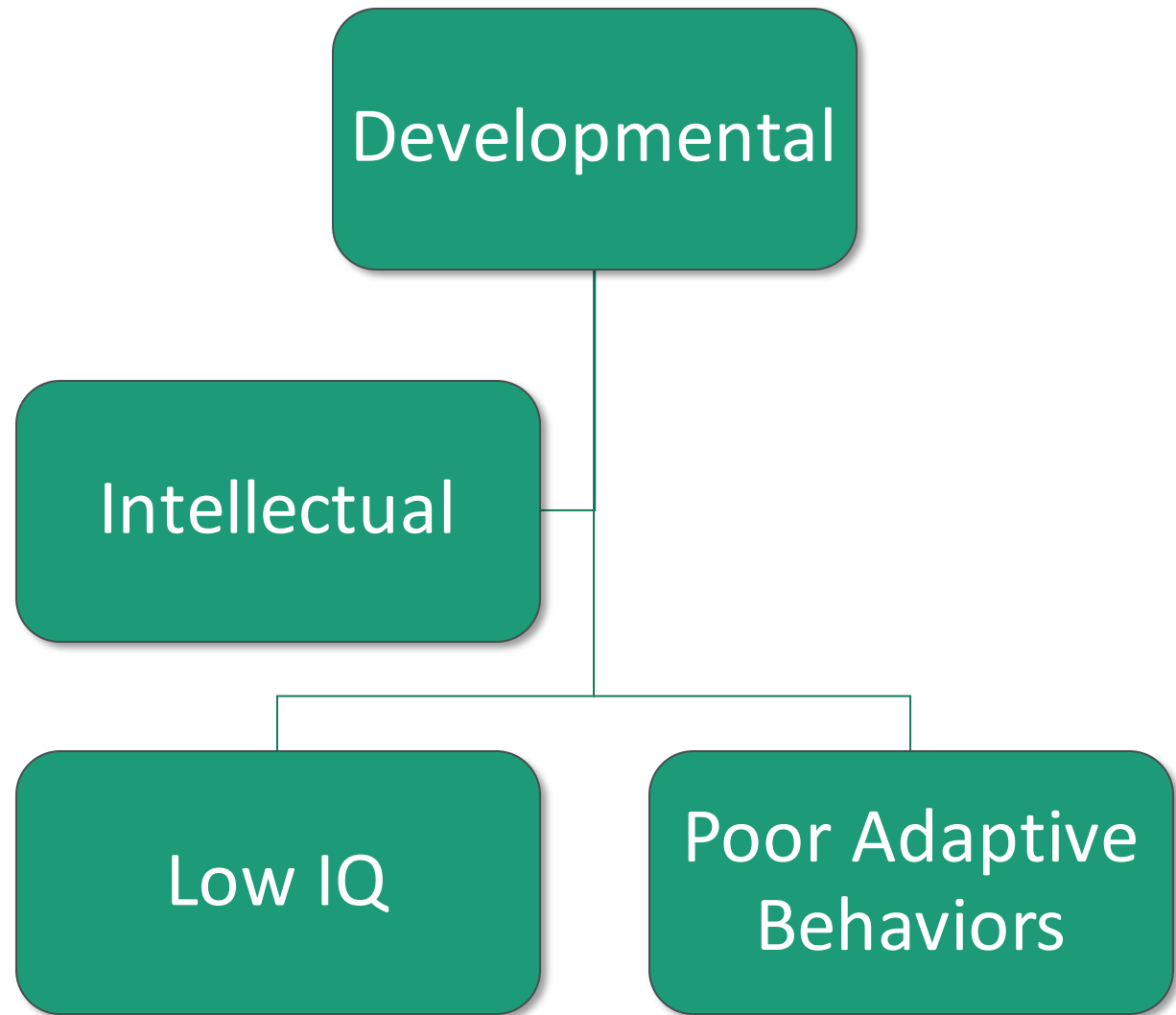
Physical Development



Intellectual/Emotional Development



Intellectual Disabilities




Adaptive Behaviors in People with IDD


Adaptive Behaviors Are:



Conceptual Skills



Social Skills



Practical Skills



Common Examples of IDDs

ADHD

Down Syndrome

Cerebral Palsy

Permanent Vision or Hearing Loss

Intellectual Disabilities



A 3D maze made of dark grey blocks, symbolizing complexity and barriers. The maze is composed of rectangular blocks arranged in a complex, winding pattern. The perspective is from a low angle, looking down into the maze, which creates a sense of depth and challenge. The lighting is soft, highlighting the edges of the blocks and casting subtle shadows.

Common Symptoms and Barriers Across Diagnoses

Transportation Barriers



Symptoms

Poor Adaptive Behaviors

Low IQ

Attention Disorders



Scenarios

Adapting to changes in routes, schedules, modes, etc.

Understanding or remembering directions

Interpreting vehicle speeds

Paying attention to/predicting behavior of other road users



Transportation Barriers



Symptoms

Speech and Language Delays

Non-verbal Communication

Learning Disorders

Difficulty Navigating Social Situations



Scenarios

Asking strangers for help

Signaling intent to cross street through body language

Reading signs



Transportation Barriers



Symptoms

Tolerating Sensory Input



Scenarios

Loud vehicles

“Chirping” cross signals


Bright/flashing lights

Crowded sidewalks


Exposure to weather (Hot/cold/wet)



The Primer



Glossary of Terms



Literature Review



SME Interviews



Key Takeaways from Literature Review



Neurodivergence rates
in NJ are increasing



This population has
limited mobility options



“Nothing about us,
without us!”



Initial Takeaways from Interviews



Consistency and predictability is crucial



A layered approach works well



Design for those with ASD and IDD benefits everyone



Contact:

NJ Bicycle & Pedestrian Resource Center


njbikeped.org

Telephone: (848) 932-3714

Email: bikeped@ejb.rutgers.edu



**NJ BICYCLE & PEDESTRIAN
RESOURCE CENTER**
Educate. Encourage. Empower.



RUTGERS

Edward J. Bloustein School
of Planning and Public Policy

Thank You!

