



New Jersey Department of Transportation

Funding Your Complete Streets Project

2015 New Jersey Complete Streets Summit
Bloustein School of Planning and Public Policy
October 26, 2015

Presented By:

Elise Bremer-Nei, AICP/PP, NJDOT Bicycle and Pedestrian Programs

Leigh Ann Von Hagen, AICP/PP, NJ SRTS Resource Center

Confused about Funding?



NJ Dept. of Transportation Grant Resources

State Funding Programs

- Municipal Aid
- County Aid
- Local Bridges
- Safe Streets to Transit
- Transit Village
- Bikeways
- Local Aid Infrastructure Fund
- Safe Corridors Highway Safety Funds

Federal Funding Programs

- Local Lead
- Transportation Alternatives Program (TAP)
- Safe Routes to School (SRTS)
- Local Safety/High Risk Rural Roads Program
- Emergency Relief
- High Priority Projects
- Transportation and Community System Preservation

FY 2014 State Aid Program Summary

Program	Number of Applications	Requested Amount	Number of Grants	Programmed Amount
Municipal Aid	653	\$255.0M	377	\$78.75M
Bikeways	71	\$22.6M	4	\$1.0M
Safe Streets to Transit	78	\$20.8M	6	\$1.0M
Transit Villages	15	\$7.2M	4	\$1.0M

FY 2014 Federal Aid Program Summary

Program	Number of Applications	Requested Amount	Number of Grants	Programmed Amount
Safe Routes to Schools	141	\$43.0M	24	\$5.587M
Transportation Enhancements	146	\$97.0M	28	\$15.47M

New Jersey's Grant Funds

NJ Department of Transportation
and 4 regional Local Aid offices



Metropolitan Planning Organizations:



State Aid Programs

- Funded by the Transportation Trust Fund
- Governed by Municipal and County Aid regulations;

N.J.A.C. 16:20A & 16:20B

- Projects advertised and awarded in accordance with

Local Public Contracts Law

- Ineligible costs: utility relocations, engineering,
ROW acquisition



Ocean City



County Aid

- All counties eligible
- Non-competitive
- Allocations based on county population and road mileage
- \$78.75 M – TTF
- Transportation projects including improvements to county owned roads and bridges



West Windsor



Burlington-Bristol Bridge

Municipal Aid

- All municipalities eligible
- Competitive application process
- \$78.75 M - TTF
- Road rehabilitation and reconstruction, pedestrian safety, bikeways, and streetscapes
- 2014 program funded projects in 377 towns



Newark



Bikeways Program

- Municipalities and counties eligible
- Competitive application process
- \$1M - TTF
- Promotes bicycling as an alternate mode of transportation
- Primary objective: 1,000 new miles of dedicated bike paths



Middle Township



Hopewell Township

Safe Streets to Transit Program

- Municipalities and counties eligible
- Competitive application process
- \$1 M –TTF in 2014
- Improves pedestrian access to transit facilities and all modes of public transportation






Other NJDOT Programs

Bike/Pedestrian Planning Assistance

- Since 1996, plans in 75+ towns
- On-call consultants

Types of projects:

bicycle and pedestrian circulation studies, pedestrian safety assessments, trail feasibility studies, bikeway plans, crosswalk improvement plans, etc.



Federal Aid Highway Program

Authorization of Federal Aid Funds

- Funds are provided on a reimbursement basis
- Costs incurred prior to authorization of funds are ineligible for reimbursement
- 80/20 match **is covered by NJDOT**

Federal Funding Sources/ Recent FHWA Highway Bills

2005 Act - SAFETEA-LU

Safe, Accountable, Flexible, Efficient Transportation Equity Act:
A Legacy for Users

2012 Act - MAP 21

Moving Ahead for Progress in the 21st Century

Local Lead Program

- MPO sub-regions eligible
- Competitive selection process
- Federal-aid routes and bridges eligible
- \$105M federal
- Provides funds to advance projects through preliminary engineering, final design, right of way, and construction



Transportation Alternatives Program (TAP)

- Established in 2012 under MAP 21
- Community-based
- Transportation projects (land & water)
 - Expands travel choice
 - Strengthens local economy
 - Improve quality of life
 - Protect the environment
- 7 Eligible Categories with a Transportation focus



Transportation Alternatives Program

- Includes what was
 - Transportation Enhancements
 - Recreational Trails
 - Safe Routes to School
- New Jersey maintains separate Safe Routes to School and Transportation Alternative programs
- Requires a competitive project selection process
- Recreational Trails Program is run by NJDEP

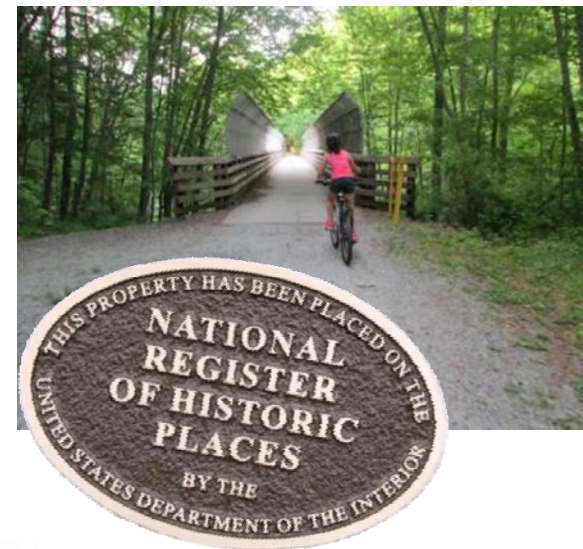


Hudson River
Waterfront Walkway

Transportation Alternatives

7 Eligible Categories

- Provision of facilities for bicycles and pedestrians
- Scenic or historic highway programs
- Landscaping and other scenic beautification
- Historic preservation
- Rehabilitation of historic transportation facilities
- Preservation of abandoned railway corridors (including conversion to pedestrian and bicycle trails)
- Environmental mitigation to address water pollution



Safe Routes to School

Program Goals

- Where it's safe, get kids walking and biking.
- Where it's not safe, make it safe.
- Encourage children, including those with disabilities, to walk & bicycle to school.

SRTS Grant

Funds infrastructure projects that enable children in grades K-8 to walk & bicycle to school


- Improve safety
- Reduce traffic & fuel consumption
- Reduce air pollution



Safe Routes to School

- Within 2 miles of a K-8 school
- Support from school board AND municipality*
- Potential to improve safety
- Potential to increase students walking or biking to school
- Connects to existing bike or pedestrian networks
- Ongoing activities to promote walking and biking

* County, state, property owner, etc.



Federal Grant Reality Check

- ✓ These are Federal Grants
- ✓ Responsible Charge
- ✓ Certification Process
- ✓ Financial Accountability
- ✓ Project Management and Supervision

Contact us

Elise Bremer-Nei, AICP/PP
Safe Routes to School Coordinator
Office of Bicycle and Pedestrian Programs
elise.bremer-nei@dot.nj.gov



Leigh Ann Von Hagen
New Jersey SRTS Resource Center
Rutgers University
lavh@ejb.rutgers.edu

