

New Jersey Department of Transportation

Local Aid and Economic Development

Complete Streets Summit
10-24-2017
Shukri Abuhuzeima
NJDOT-Local Aid



Grant Resources

State Funding Programs

Municipal Aid

County Aid

Local Bridges

Safe Streets to Transit

Transit Village

Bikeways

Local Aid Infrastructure Fund

Safe Corridors Highway Safety Funds

Federal Funding Programs

Local Lead

Transportation Alternatives Program (TAP)

Safe Routes to School (SRTS)

Local Safety/High Risk Rural Roads Program

Emergency Relief

High Priority Projects

Transportation and Community System Preservation





State Funded Programs



Transportation Trust Fund

► Funding Levels

- Funding appropriated for FY 2017 State Aid Programs at pre-existing levels
- FY 2018 Programs to be funded at levels established in the TTF Reauthorization



Transportation Trust Fund

- ▶ October 2016–TTF Reauthorization
- ▶ Includes Increased Aid to Counties and Municipalities
- ▶ \$400 million legislated
 - Municipal Aid–\$150 million (Includes \$10 million in Urban Aid)
 - County Aid–\$150 million
 - Local Bridge Fund–\$44 million
 - Local Aid Infrastructure Fund (LAIF) – \$7.5 million
 - Local Freight Impact Fund–\$28 million

[Second Reprint]
ASSEMBLY, No. 12
STATE OF NEW JERSEY
217th LEGISLATURE
INTRODUCED FOR THE 21st, 2016

Sponsored by:
Assemblyman VINCENT PRIETO
District 17 (Berger and Hudson)
Assemblyman JOHN F. MICHAELS
District 12 (Linn and Hackett)
Assemblywoman GALEY A. SCHAEFER
District 34 (Berger and Passaic)
Assemblywoman SHARONDA E. HYSTER
District 35 (Berger and Passaic)
Assemblyman RAULPH E. CAPUTO
District 28 (Linn)
Assemblywoman VALERIE VANDEKAMP
District 19 (Berger)
Assemblyman THOMAS P. GIBLIN
District 33 (Linn and Passaic)
Assemblywoman EUSTY P. SCHILL
District 36 (Morris and Ocean)
Senator PAUL A. SARLO
District 36 (Berger and Passaic)
Senator STEVEN V. GIAMBRINO
District 24 (Morris, Sussex and Warren)

SYNOPSIS
Adjusts certain State taxes to support transportation investments in public and private sector projects.
CURRENT VERSION OF TEXT
As amended by the Legislature on October 1, 2016
Copyright © 2016 by the State of New Jersey
Reprinted with permission from the Legislative Office of the Governor

FY 2017 & FY 2018 STATE AID PROGRAMS

Program	FY 2017 Funding Levels	FY 2018 Funding Levels (proposed)	Supplemental Allocation
Municipal Aid	\$73.75 Million	\$140.00 Million	\$11,250,000
County Aid	\$78.75 Million	\$150.00 Million	\$11,250,000
Transit Village	\$1.0 Million	\$1.0 Million	–
Safe Streets to transit	\$1.0 Million	\$1.0 Million	–
Bikeway	\$1.0 Million	\$1.0 Million	–
Local Bridges Future Needs(LBFN)	\$25 Million	\$44 Million	\$3,300,000
Local Aid Infrastructure Fund(LAIF)	\$7.5 Million	\$7.5 Million	\$562,500
Local Freight Impact Fund	\$0.0 Million	\$28.0 Million	\$2,100,000
Urban Aid	\$5.0 Million	\$10.0 Million	–

County Aid

- All counties eligible
- Non-competitive.
Counties select projects.
- FY 2017 – \$78.75 M – TTF
- FY 2018 – \$150 M – TTF
- Allocations based on
county population and
road mileage
- Transportation projects
including improvements
to county owned roads
and bridges



Municipal Aid

- All municipalities eligible
- Competitive application process
- FY 2017 – \$78.75 M – TTF
- FY 2018 – \$150 M– TTF
- Road & bridge preservation, roadway safety, pedestrian safety, bikeways, mobility, and quality of life



Bikeway Program

- Municipalities and counties eligible
- Competitive application process
- \$1M – TTF FY 2017/2018
- Promotes bicycling as an alternate mode of transportation
- Primary objective: 1,000 new miles of dedicated bike paths



Bikeway Selection Criteria

- Physically separated from traffic
- Shared use paths also eligible
- Creates new bikeway mileage
- Connects with other bike facilities
- Links to centers of activity
- Consideration given to towns & counties with Complete Streets policies
- Project included in approved Master Plan
- Construction ready
- Prior grant performance



Safe Streets to Transit Program

- Municipalities and counties eligible
- Competitive application process
- \$1 M –TTF FY 2017/2018
- Improves pedestrian access to transit facilities and all modes of public transportation



Safe Streets to Transit Grant Criteria

- Within 1/2 mile of transit station, ferry terminal, or bus stop
- Improves pedestrian access & safety: crosswalks, pedestrian activated signals, ADA, traffic calming, lighting, signage, sidewalks
- Provides accommodations and connections where none existed
- Close proximity to schools
- Incidence of pedestrian crashes
- Included in approved Master Plan
- Consideration given to towns with Complete Streets policies
- Construction ready
- Prior grant performance



Transit Village Program

- Designated Transit Villages are eligible (30 currently)
- Competitive application process
- \$1.0M TTF – FY 2017/2018
- Promotes transit oriented development for municipalities that have made a commitment to grow in the area surrounding a transit facility



TRANSIT VILLAGE INITIATIVE

Local Aid Infrastructure Funds

- Municipalities and counties eligible
- Non-competitive, need-based review process
- Applications accepted throughout the year
- \$7.5 M – TTF FY 2017/2018
- Established to address emergent or regional needs



Local Bridges, Future Needs

- ▶ Counties eligible
- ▶ \$25.0 M – TTF FY 2017
- ▶ \$1.0M per County for FY 2017
- ▶ Remaining \$4.0M competitive based on cost benefit assessment
- ▶ \$44.0 M in FY 2018
- ▶ FY 2018 funding criteria being developed
- ▶ Eligibility Criteria: Structurally deficient, functionally obsolete, scour critical, and minor County owned bridges



Local Bridges, Future Needs

- ▶ Program initiated in 2009
- ▶ 2623 County owned bridges
- ▶ 298 Structurally Deficient (SD) bridges at time of initiation
- ▶ 158 Structurally Deficient bridges removed from County SD inventory
- ▶ 191 bridge projects funded to date
- ▶ 273 SD bridges remain in inventory for FY 2017




Local Freight Impact Fund


- ▶ Aid to counties and municipalities for transportation projects that address the impacts of freight travel in local communities and on local transportation infrastructure



Federal Aid Programs



FY 2018 Federal Aid Programs

- ▶ Safe Routes to School – \$5.7 M
 - ▶ Transportation Alternatives – \$13.2 M
 - ▶ Local Safety High/Risk Rural Roads Program
\$20 M
 - ▶ Local CMAQ Initiative \$7.8M
 - ▶ MPO Local Lead Program (STP/State) \$100 M
- 

Safe Routes to School

- ▶ Municipalities, counties & school districts are eligible
- ▶ Competitive application process
- ▶ Infrastructure projects only. Construction only.
- ▶ \$5.6 M programmed in FY 2018
- ▶ Provides funds for projects that encourage and enable children in grades K–8 to walk and bicycle to school



Transportation Alternatives

- ▶ Eligible recipients
 - Local governments
 - Regional transportation authorities
 - Transit agencies
 - Natural resource or public land agencies
 - Tribal governments
 - Any other local or regional governmental entity with responsibility for oversight of transportation (other than an MPO or State agency)
- ▶ Competitive application process
- ▶ \$13.5 M programmed in FY 2018



Transportation Alternatives

Eligible Categories

- ▶ Provision of facilities for bicycles and pedestrians
- ▶ Scenic or historic highway programs, including provision of tourist and welcome centers, scenic turnouts, overlooks and viewing areas
- ▶ Landscaping and other scenic beautification
- ▶ Historic preservation



Highway Safety Improvement Program


- ▶ Includes Local Safety & High Risk Rural Roads Program – LS/HRRR
- ▶ Goal is to significantly reduce traffic fatalities and serious injuries
- ▶ Competitive, data driven, selection process administered by MPO's
- ▶ Projects must be supported by detailed crash data analysis
- ▶ Funding for Design, ROW & Construction
- ▶ LS has supported new and upgraded signalization, signage, pedestrian indications, crosswalks, curb ramps & pavement markings
- ▶ HRRR has supported skid resistant surface treatment, guiderail, reflective pavement markings, rumble strips and rumble stripes, safety edge, enhanced and advance warning signs, & roundabouts



Resources

- ▶ NJDOT Local Aid and Economic Development
 - <http://www.state.nj.us/transportation/business/localaid/>
- ▶ LPA Training–Rutgers Center for Advanced Infrastructure and Transportation (CAIT)
 - <http://cait.rutgers.edu/cait/training>
- ▶ FHWA Federal–aid Essentials for Local Public Agencies
 - <http://www.fhwa.dot.gov/federal-aidessentials/>

New Jersey Department of Transportation Local Aid and Economic Development

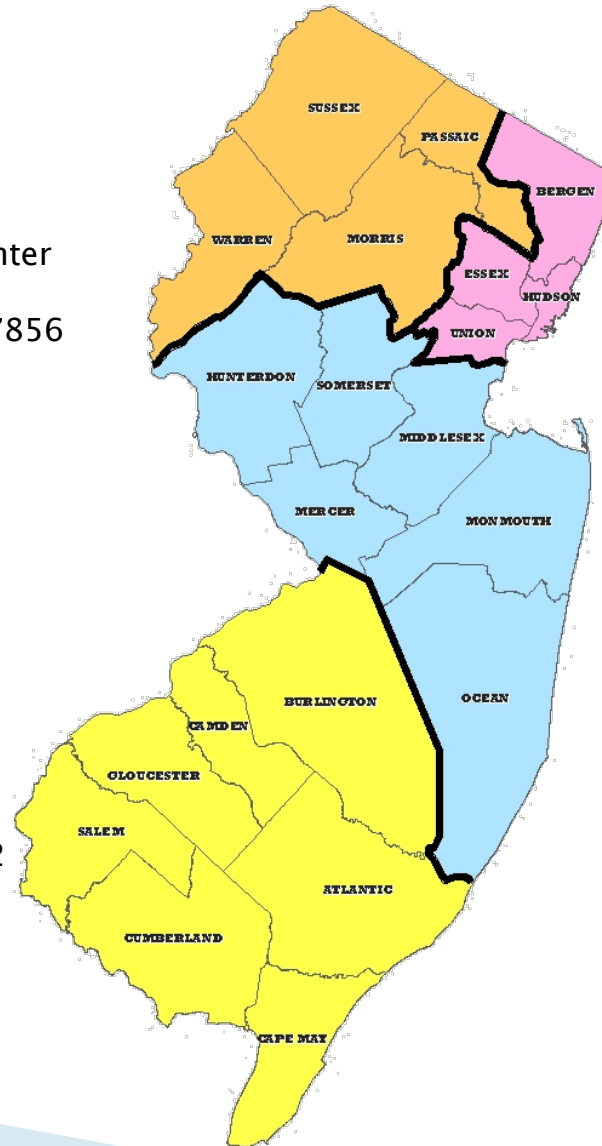


District 1 Joseph Birchenough

Roxbury Corporate Center
200 Stierli Court
Mount Arlington, NJ 07856
973.601.6700
FAX: 973.601.6709

District 4 Salim Mikhael

1 Executive Campus
Route 70 West
Cherry Hill, NJ 08002
856.486.6618
FAX: 856.486.6771



District 2 Richard Loveless Eileen Schack

153 Halsey Street, 5th
Floor
Newark, NJ 07102
973.877.1500
FAX: 973.648-4547

District 3 Arun Kumar Thomas Berryman

1035 Parkway Ave
Trenton, NJ 08625
609.530.5271
FAX: 609.530.8044

Headquarters Office

1035 Parkway Avenue
Trenton, NJ 08625-
06000
609.530.3640
FAX: 609.530.8044